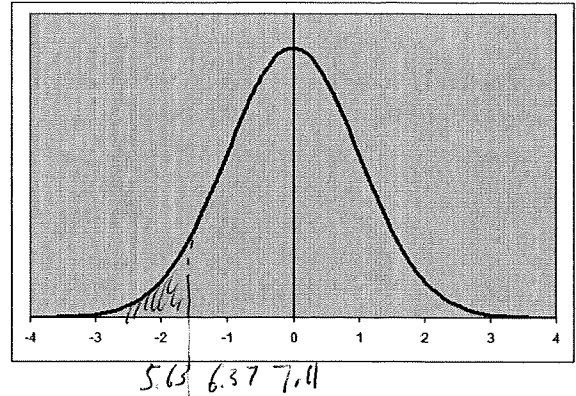


Psy302 Exam1 Review questions

Problem 1

- mean=7.11 minutes, SD=.74 minutes
- What percent run more than 6.00 minutes?

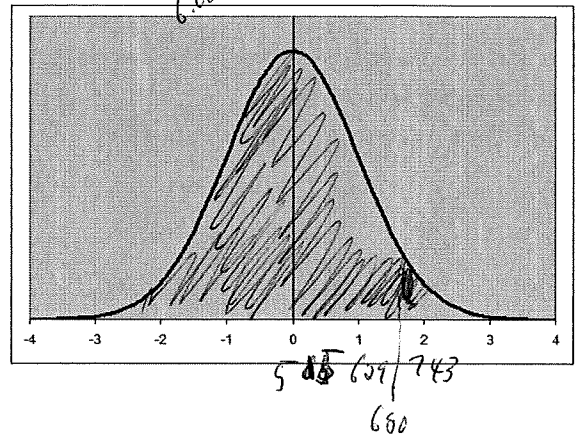
$Z = -1.5$
 From table A .0668
 answer 6.7%



Problem 2

- SAT mean=515, SD=114
- Eleanor scored 680 what is her percentile rank?

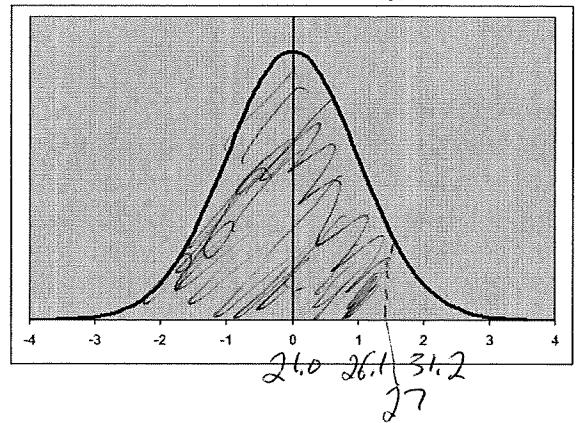
$Z = 1.45$
 From table A .9265
 Answer 92.6%



Problem 3

- Act mean = 21.0 SD=5.1
- Gerald Scored 27, what is his percentile rank?
- Which is better 680 on SAT or 27 on ACT

$Z = 1.18$
 Table A .8810
 Ans - 88% - 680 is better



Problem 4

- SAT mean=504, SD=111
- What score cuts off the top 10%
-

$Z = 1.28$
 $X = 646.08$

